

HOB-333-DD SPECIFICATIONS

HANDSET TELEPHONE PANEL HAS TWO AUTODIAL PUSH BUTTONS WITH SMART FEATURES IN AN OPEN ENCLOSURE STEEL HOUSING

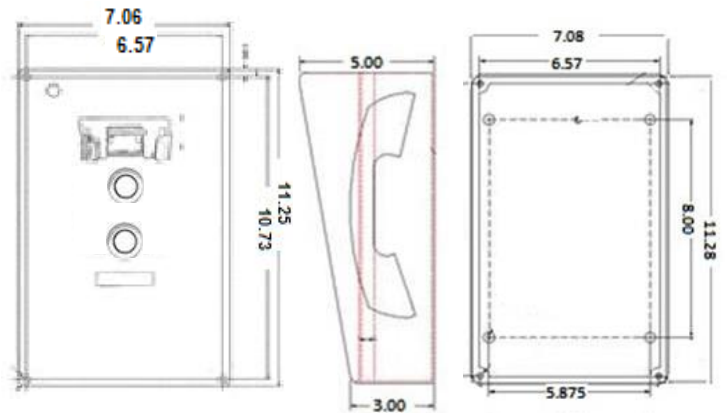
Standard Analog Power, but also available in VoIP versions

Weather and vandal resistant stainless steel phone in an open enclosure wall mount black housing with telephone emblem on sides. Designed with two (2) automatic dialer push buttons. Each push button is programmable to dial 1-11 digits, and incoming calls may be allowed or blocked. Equipped with marine quality chrome mechanical hookswitch or optional (-M) magnetic hookswitch, ID window, 32" hearing aid compatible armored cord handset, and tamper resistant security screws. HOB models available in black, (-R) red, or (-S) stainless steel.








SPECIFICATIONS

Panel Size:	7 1/6"W x 11 1/4"H
Open Enclosure Housing:	7 1/4"W x 11 1/2"H x 5"D
Weight:	Approximately 10 lbs.
Mounting Instructions:	Open Enclosure Housing 4 holes spaced 8" x 5 7/8"
Environment:	Temperature: -30°C (-22°F) to 60°C (140°F) Humidity: 0%-90% non-condensing
Programming:	Via DTMF Keypad
Memory Retention:	Lithium Battery-Long Life
Input Power:	Telephone Line Powered
Loop Current:	25mA min to 80mA max
Impedance:	600 ohms
Type Jack:	RJ11C
Ringer Equivalency:	0.4A
Hearing Aid Compatible:	Meets EIA standards
UL & FCC Registration:	Certified
ACCESSORIES:	301-064 Security Tool (required for installation)



ADDITIONAL OPTIONS

IP - Voice over Internet Protocol Version available on all models (SIP)

-M	-IVC	-ACH**	-LB	Open Enclosure Housing	-RIL	-RIS
						
Sealed Magnetic Hookswitch . Completely Sealed . No Moving Parts	Push Button Volume Control Background Noise reducer	Other Length armored cord from 12" to 72"(inches). Example: -ACH12 12" Long	Handset with internal steel lanyard (braided metal rope) and lanyard mounting bracket that is secured onto panel for added strength.	Standard Black Housing -R Red Housing -S Stainless Steel Housing	Ring Indicator Light located on the phone panel for visual ring indication	Ring Indicator Light located on the phone panel for visual ring indication



Providing Telecommunication Solutions Since 1930

Communication Equipment
& Engineering Company

<http://www.ceeco.net>
Email: sales@ceeco.net

519 SW Park Street
Okeechobee, FL

Voice 863-357-0798
Fax 863-357-0006